

HEALTH AND HOUSING SCRUTINY COMMITTEE

3 SEPTEMBER 2025

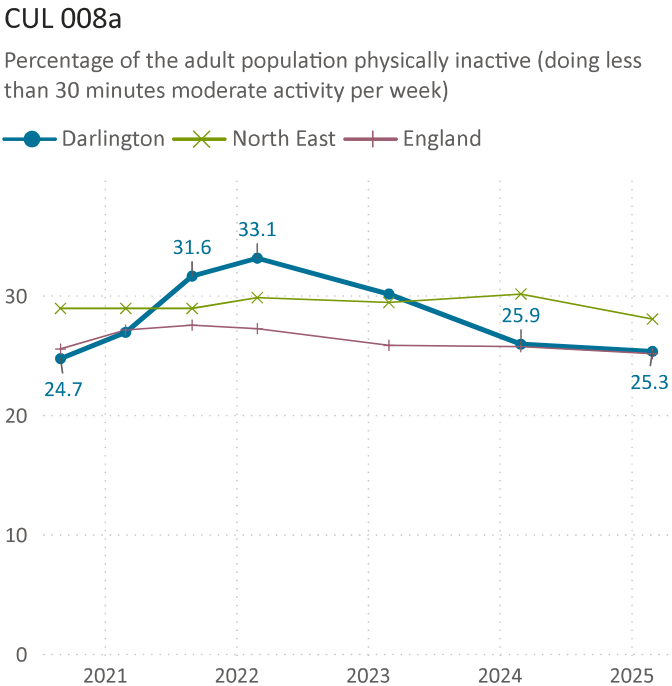
Performance Indicators Year End - Qtr 4 2024/25

Appendix 2

Percentage of the adult population physically inactive (doing less than 30 minutes moderate activity per week)

The 2023-24 Active Lives survey results show that there has been a slight improvement from the 2022-23 results, from 25.9% to 25.3%, which is continuing the positive trend and Darlington is in line with the national average.

A new 10-year Physical Activity Strategy was developed over the past year and approved by Cabinet on June 10th 2025. It outlines how the council in partnership with other organisations can develop, organise and promote new projects to encourage adult participation in physical activity and support the continuation of the downward trend of adult physical inactivity in Darlington.



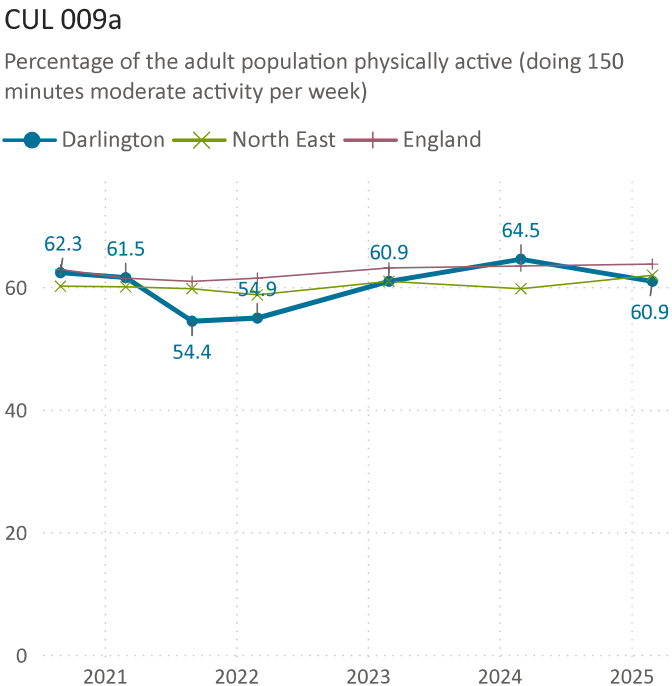
Lead Officer:

Service Area: Leisure

Percentage of the adult population physically active (doing 150 minutes moderate activity per week)

The 2023-24 Active Lives survey results show that there has been a small decrease in the amount of adults completing more than 150 minutes of physically active in Darlington (64.5% 2022-23 to 60.9% 2023-24). However we are in line with the north east average.

A new 10-year Physical Activity Strategy was developed over the past year and approved by Cabinet on June 10th 2025. It outlines how the council in partnership with other organisations can develop, organise, and promote new projects to encourage adult participation in physical activity, that will hopefully support an increase in the sustainability of the physical activity levels. We have been chosen as one of the pilot areas for the Sport England Place funding which will target inactivity levels. The aim of this investment is to use what we know about working effectively in places to increase activity, decrease inactivity, reduce inequalities, and improve the experience of sport and physical activity for adults in Darlington.



Lead Officer:

Service Area: Leisure

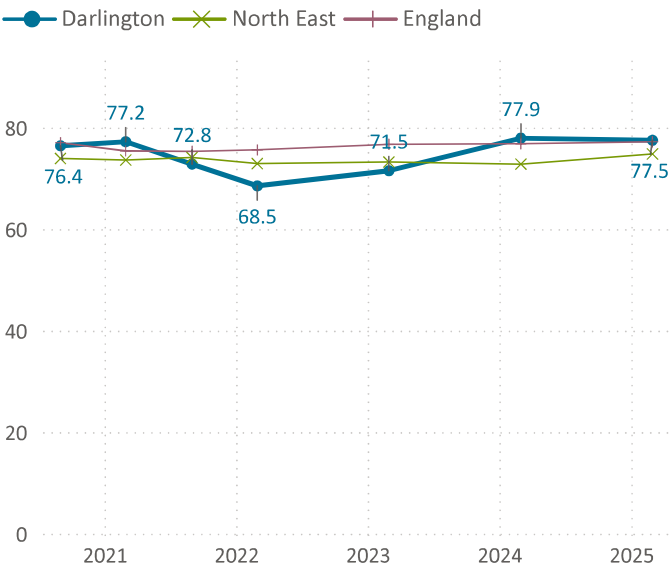
Percentage of the adult population taking part in sport and physical activity at least twice in the last month

The 2023-24 Active Lives survey results show there has been an very small decrease in adults taking part in sport and physical activity at least twice a month in Darlington (77.9% 2022/23 to 77.5% 23/24). This is still a positive trend as it shows we are maintaining this activity at a good level with Darlington still being above both the North East average of 74.5% and the England average of 77.2%.

A new 10-year Physical Activity Strategy was developed over the past year and approved by Cabinet on June 10th 2025. It outlines how the council in partnership with other organisations can develop, organise, and promote new projects to encourage adult participation in physical activity, therefore continue the upward trend of adult physical activity.

CUL 010a

Percentage of the adult population taking part in sport and physical activity at least twice in the last month



Lead Officer:

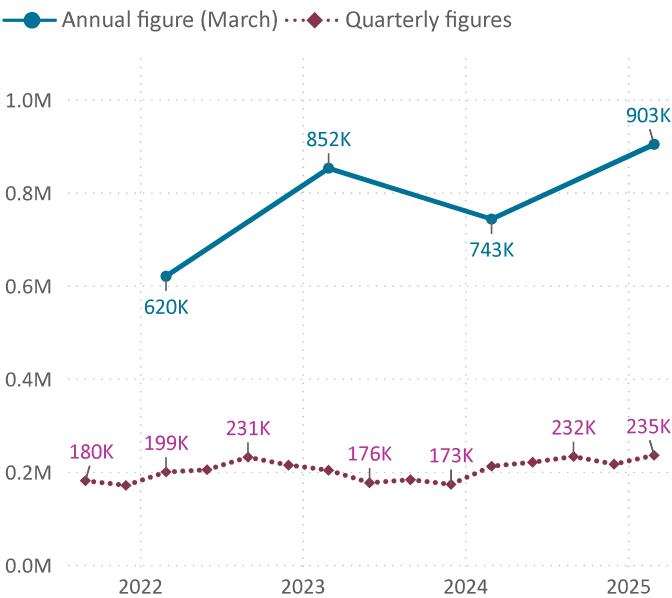
Service Area: Leisure

Total number of visits to the Dolphin Centre (all areas)

Visits to the centre have continued to grow since Quarter 2 with the toddler pool and slides reopening in September 2024, and two very successful half term holidays in October 2024 and February 2025. All quarters are showing higher levels of participation in the centre facilities in comparison to 2023/2024. Memberships have continued to grow, hospitality has continued to thrive and further growth has been experienced in racket sports and swimming lessons. 2024/2025 has been an extremely busy year in the Dolphin Centre.

CUL 030

Total number of visits to the Dolphin Centre (all areas)



Lead Officer:

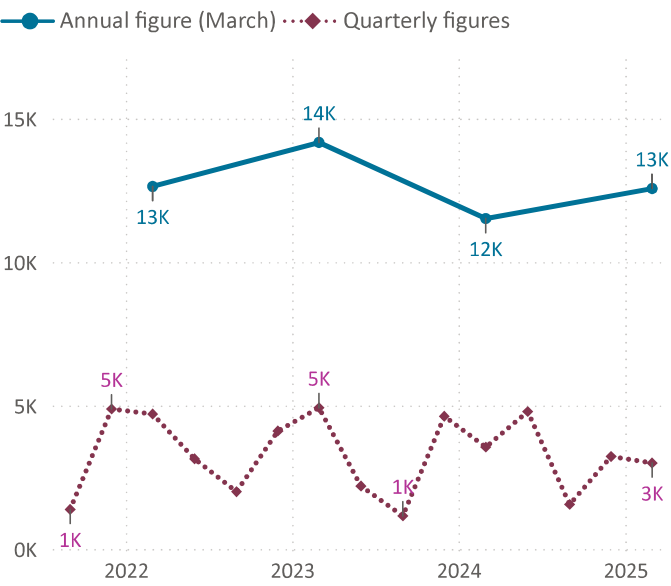
Service Area: Leisure

Number of school pupils participating in the sports development programme

A full School Games programme has been delivered this year with an increase in participation from the year 2023/24. The re-opening of Eastbourne Sports Complex has supported this increase of over 1,000 participants from the end of March 2024. New activities are planned for 2025/26 to supplement the existing programme which should support a further increase in 2025/26 with a focus around additional leadership events/girls football and padel tennis events.

CUL 063

Number of school pupils participating in the sports development programme



Lead Officer:

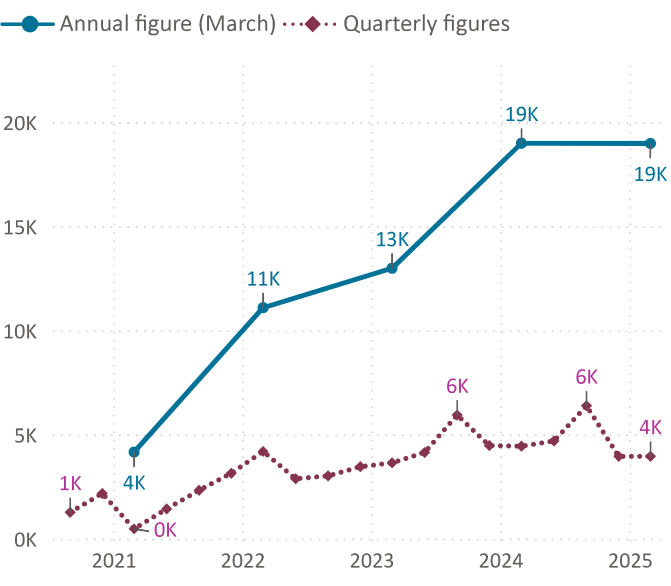
Service Area: Leisure

Number of individuals participating in the community sports development programme

The figures have remained consistent to last year with the team delivering sessions and activities that are continuing to sustain participants who attend. A broad community outreach programme has been delivered at various community venues with the team supporting the new Sport and Physical Activity strategy and the application for the Sport England Place funding for Darlington. This will be a key focus in 2025/26 with a view to increasing figures and participation in the town.

CUL 064

Number of individuals participating in the community sports development programme

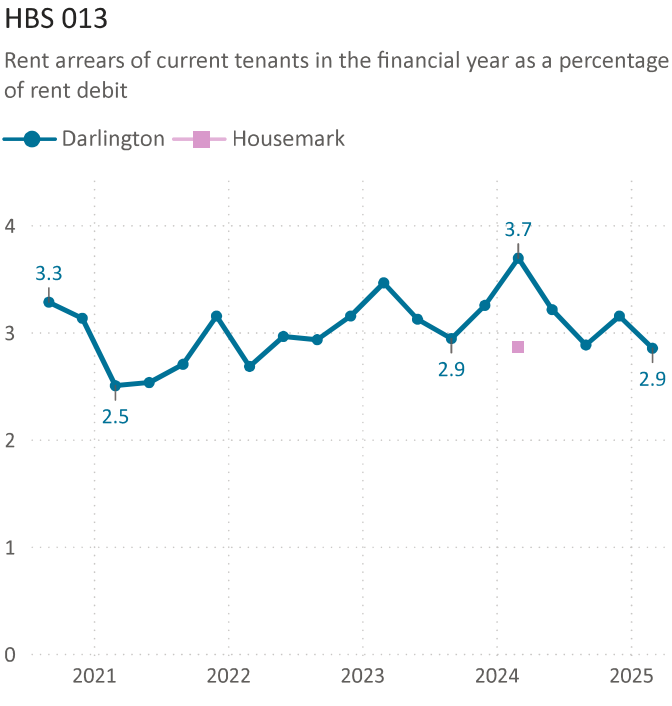


Lead Officer:

Service Area: Leisure

Rent arrears of current tenants in the financial year as a percentage of rent debit

Rent arrears levels were better than target in Q4 at 2.85% of annual debit with £30.3M collected throughout the year. The Income team has successfully achieved the highest collection rate for the last 5 years. This has been a huge achievement as over the last year, tenants have faced the continued challenge of the cost-of-living crisis and the nationwide migration from Housing Benefit and other legacy benefits onto Universal Credit (UC). UC is paid in arrears and the Income Team has contacted tenants at the earliest opportunity, providing advice and support to ensure that reasonable and robust payment arrangements are in place.



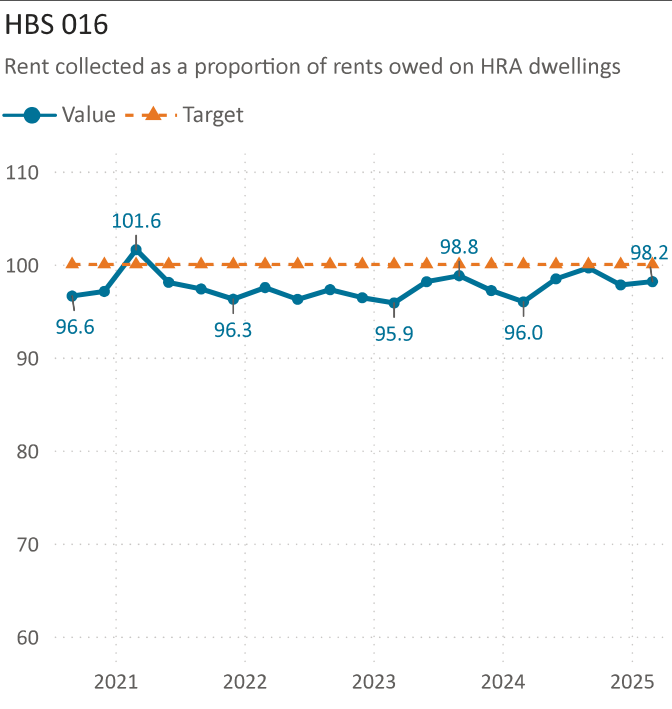
Lead Officer: Anthony Sandys: Assistant Director - Housing & Revenues

Service Area: Revenue & Benefits

Rent collected as a proportion of rents owed on HRA dwellings

Collection rates have significantly increased since Q4 2023/24 from 95.97% to 98.15%. The team has achieved this by contacting tenants at the earliest opportunity and providing robust advice and guidance.

The Income Team will continue to promote help and guidance and making affordable repayment plans with customers throughout their tenancy, only taking court and enforcement action where all other efforts have failed.



Lead Officer: Anthony Sandys: Assistant Director - Housing & Revenues

Service Area: Revenue & Benefits

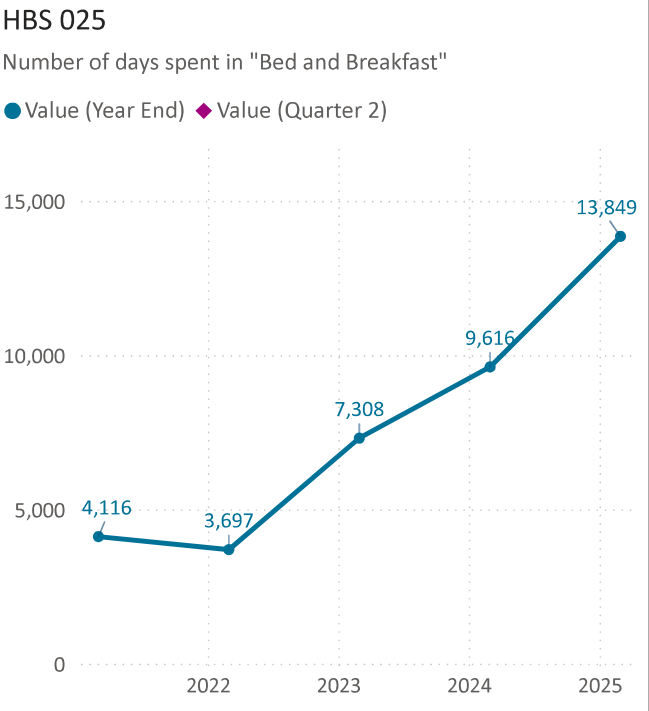
Number of days spent in "Bed and Breakfast"

The number of nights spent in temporary accommodation this quarter has been 2387 which is lower than quarter 4 last year (3969)

For 2024-25 we have had 13,849 days which is an increase of 4233 (44%) from last financial year. This is attributed to the increase in presentations and difficulties in moving clients on to permanent accommodation. This has been due to the high demand for social housing, longer times spent on the waiting list, the changes within the private rented market becoming more expensive to access and availability decreasing.

We have also had periods of severe weather where clients are placed in accommodation regardless of meeting the priority need criteria.

Darlington has also been working with the government on a pilot Ending Rough Sleeping Assessment Tool where clients are placed to prevent rough sleeping.



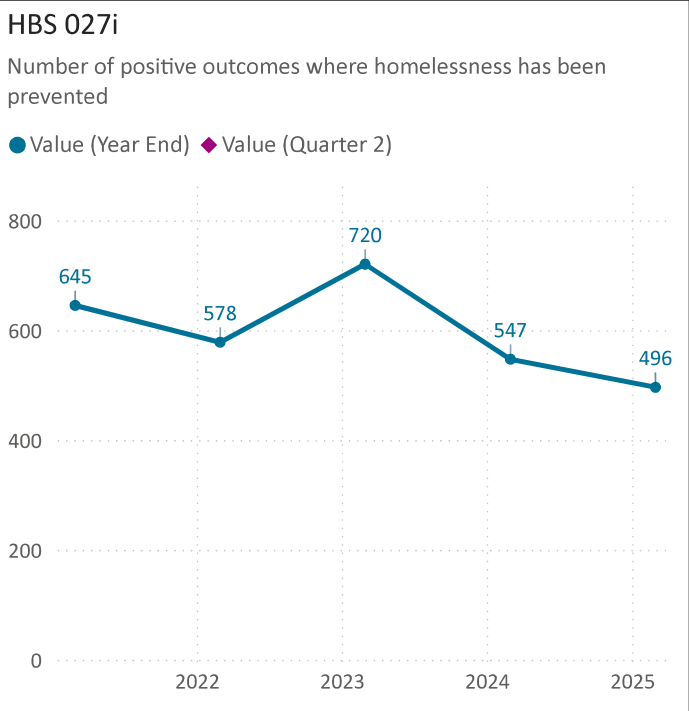
Lead Officer: Anthony Sandys: Assistant Director - Housing & Revenues

Service Area: Housing

Number of positive outcomes where homelessness has been prevented

Positive outcomes where homelessness has been prevented has reduced by 9.3% this year, in comparison with 2023-24. However we have still seen 496 positive outcomes where the Housing Options Team has strived to find long-term solutions for their clients.

The slight reduction in positive outcomes is due to a number of factors including homeless cases being open for longer, as there are delays in moving clients on from temporary accommodation to permanent accommodation and increasing demands on the social and private housing waiting lists with options for move on becoming more difficult. This is also reflected in the increased times spent in temporary accommodation.

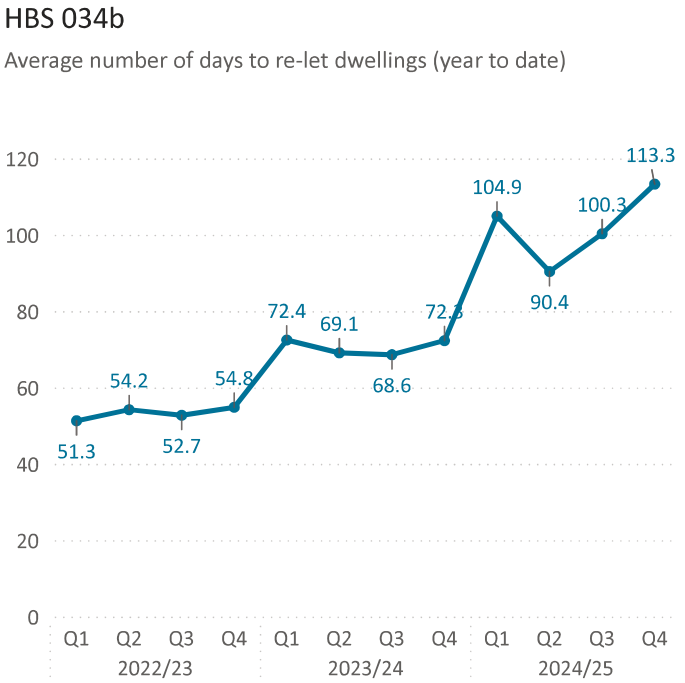


Lead Officer: Anthony Sandys: Assistant Director - Housing & Revenues

Service Area: Housing

Average number of days to re-let dwellings (year to date)

The cumulative average relet time for the year 2024/25 is 113 days, an increase from 2023/24. Nationally, staffing resource for tradespeople continues to be difficult so we are continuing to invest in apprenticeships to increase qualified tradespersons and to build resilience within the team. Our new Repairs Before Letting Manager has conducted a thorough review of processes and resources as well as seeking out best practice. Following this review, an additional void property surveyor has been employed which will reduce the time. A working group of senior managers is looking at improvements and new void standards have been agreed. It is anticipated performance for 2025/26 will improve.

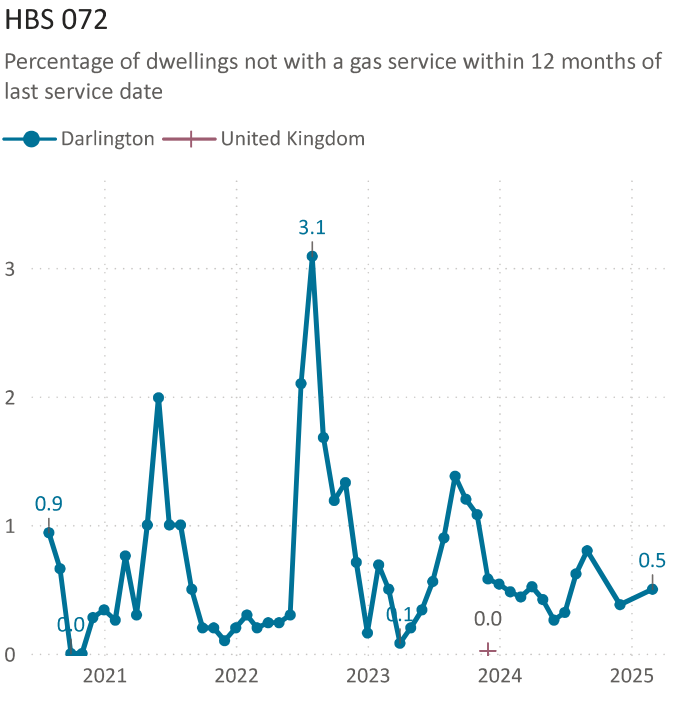


Lead Officer: Anthony Sandys: Assistant Director - Housing & Revenues

Service Area: Housing

Percentage of dwellings not with a gas service within 12 months of last service date

The percentage of dwellings without a gas service within 12 months of the last service date was 0.5% in quarter 4 of 2024-25. This is slightly higher than the same quarter of 2023-24 at 0.4%. Performance is on target at 0.5% and all Council properties with gas appliances and due a gas safety check will be followed up with appropriate action, to meet our statutory duties.



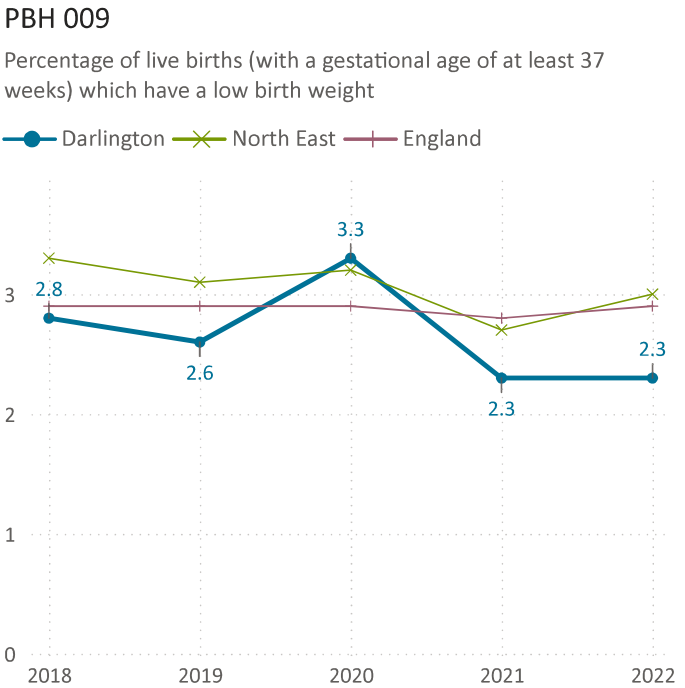
Lead Officer: Anthony Sandys: Assistant Director - Housing & Revenues

Service Area: Housing

Percentage of live births (with a gestational age of at least 37 weeks) which have a low birth weight

This data (from 2022) shows that there is no significant change to the trend for low birth rate of term babies. 2.3% of infants are recorded as low birth weight. Compared to our North East neighbours, Darlington is ranked 12th and is statistically similar to the North East and England.

The 0-19 public health service contract includes a specific action for Health Visitors to visit expectant mothers between weeks 28 and 36 of their pregnancy. This visit provides an opportunity to provide information, advice and support to maximise the a healthy pregnancy. There is new investment into stop smoking services to target extra support to more pregnant women quit smoking.



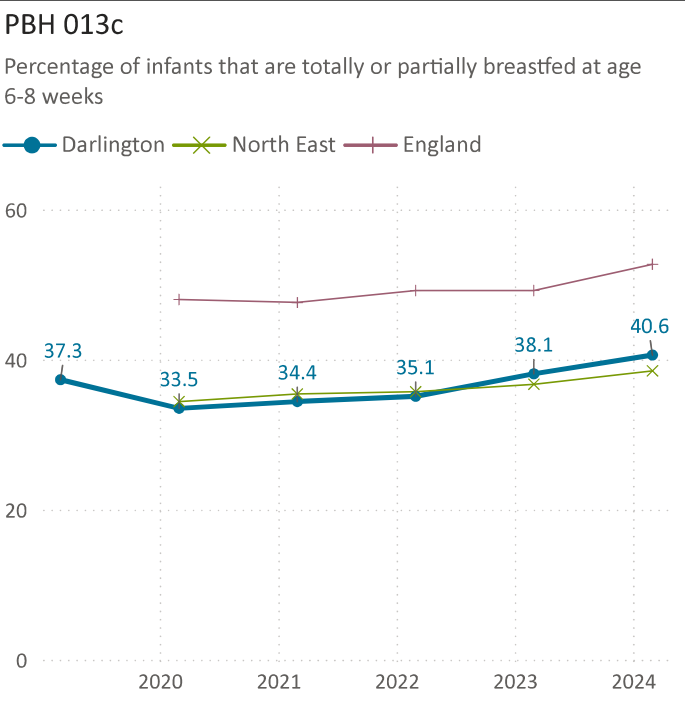
Lead Officer: Lorraine Hughes: Director of Public Health

Service Area: Public Health

Percentage of infants that are totally or partially breastfed at age 6-8 weeks

The latest data from 2023/24 shows that 40.6% of infants in Darlington are totally or partially breastfed at 6-8 weeks after birth. This has steadily risen since 2020 and is now statistically similar to the North East, although statistically lower than across England.

This reflects the multiagency approach in Darlington with the midwifery team in the hospital supporting breastfeeding with new mothers at the time of delivery and handing over to the Health Visiting team at discharge who then provide structured breastfeeding support including peer support. The Health Visiting Service holds UNICEF BFI (Baby Friendly Initiative) Gold Ambassador Status, which demonstrates best practice.



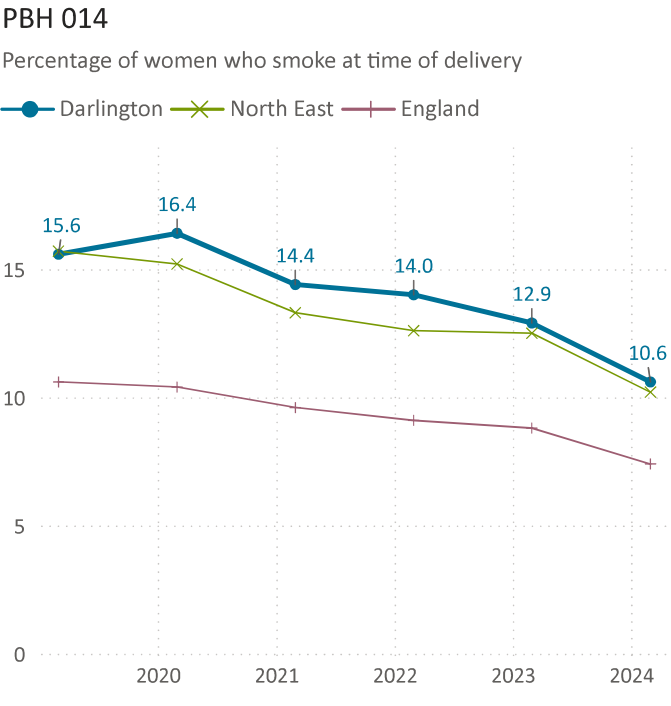
Lead Officer: Lorraine Hughes: Director of Public Health

Service Area: Public Health

Percentage of women who smoke at time of delivery

The latest data from 2023/24 shows that only 10.6% of mothers are known to be smokers at the time of delivery. This has been reducing every years since 2020 with Darlington statistically similar to the North East and statistically worse than England. The gap between Darlington and the North East and England has narrowed since 2020.

Stop Smoking support is provided by the NHS provides through local maternity services and the Council, which commissions a specialist stop smoking service that supports women to stop smoking before and after being pregnant. There is new investment into stop smoking services to target extra support to more pregnant women quit smoking at every opportunity.



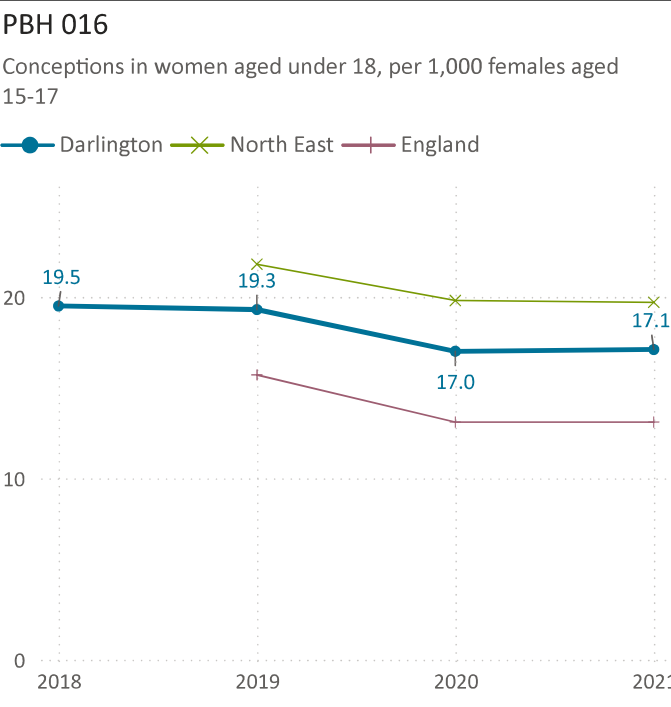
Lead Officer: Lorraine Hughes: Director of Public Health

Service Area: Public Health

Conceptions in women aged under 18, per 1,000 females aged 15-17

This most up to date data from 2021 shows that there is no significant change to the trend for under-18s conception rate/1,000. 17.1 per 1,000. Darlington is statistically similar to the North East and England averages.

There is a broad range of ongoing activities and programmes of evidence-based interventions developed and delivered with partners. This includes supporting the delivery of Relationship, Sex and Health Education (RSHE) curriculum with Darlington schools, School Nurses providing drop in sessions in schools and providing information, support and access to contraception. The community contraception service provides young people with access to a full range of contraception.



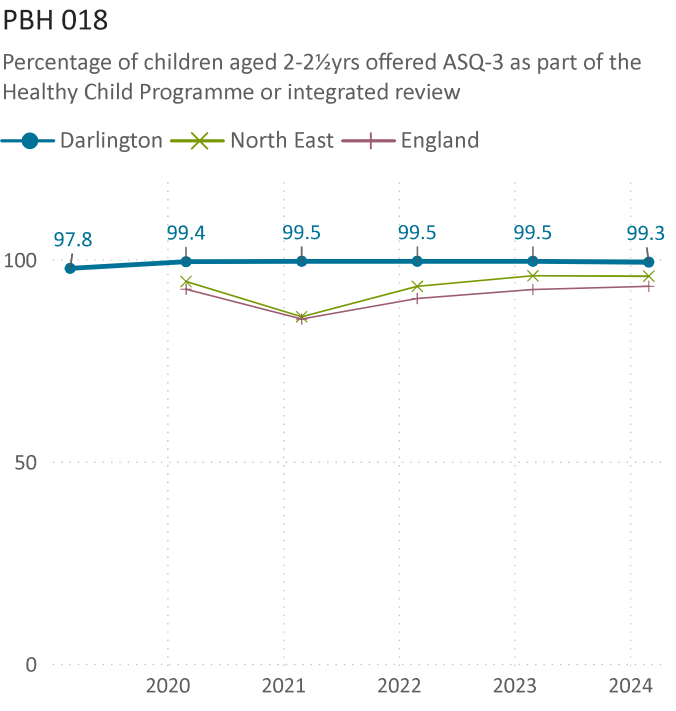
Lead Officer: Lorraine Hughes: Director of Public Health

Service Area: Public Health

Percentage of children aged 2-2½yrs offered ASQ-3 as part of the Healthy Child Programme or integrated review

The latest data from 2023/24 shows that 99.3% of children aged 2-2.5 years were offered an ASQ-3 test as part of the mandated Healthy Child programme contacts (or an integrated assessment). Darlington is statistically better than the North East and England.

ASQ-3 is a comprehensive assessment of child's early development including motor, problem solving and personal development. The Health Visiting team work with Early Years settings and parents to ensure those identified with additional needs are offered an integrated assessment to identify any developmental needs as early as possible so that the child and family can receive appropriate support.



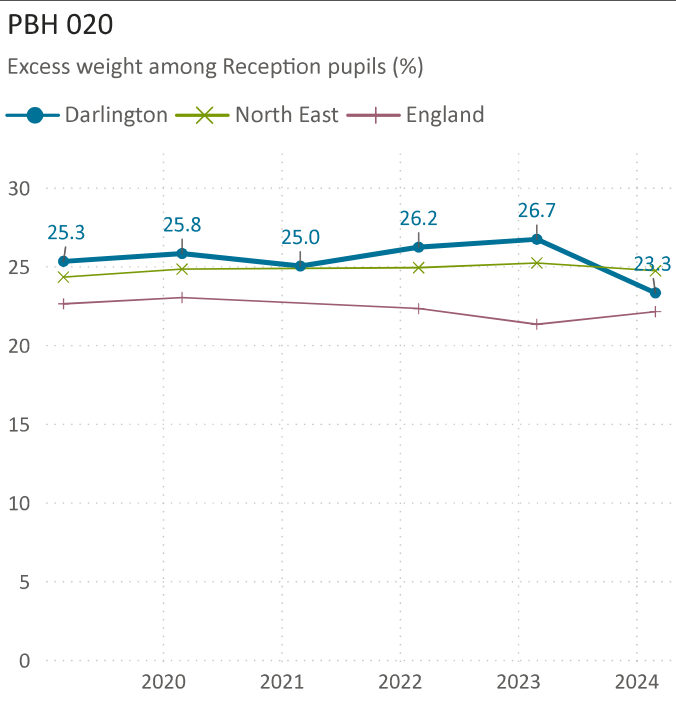
Lead Officer: Lorraine Hughes: Director of Public Health

Service Area: Public Health

Excess weight among Reception pupils (%)

The latest data from 2023/24 shows that 23.3% of reception children aged 4-5 years that were measured were found to be overweight or obese. This has reduced from the last period with Darlington is now statistically similar to the North East and England.

The Darlington Childhood Healthy Weight Plan identified evidence-based interventions delivered with partners to address underlying causes of obesity in children and young people. Work includes activity with schools and local commercial food premises to develop a healthy catering standard for a healthy food offer.



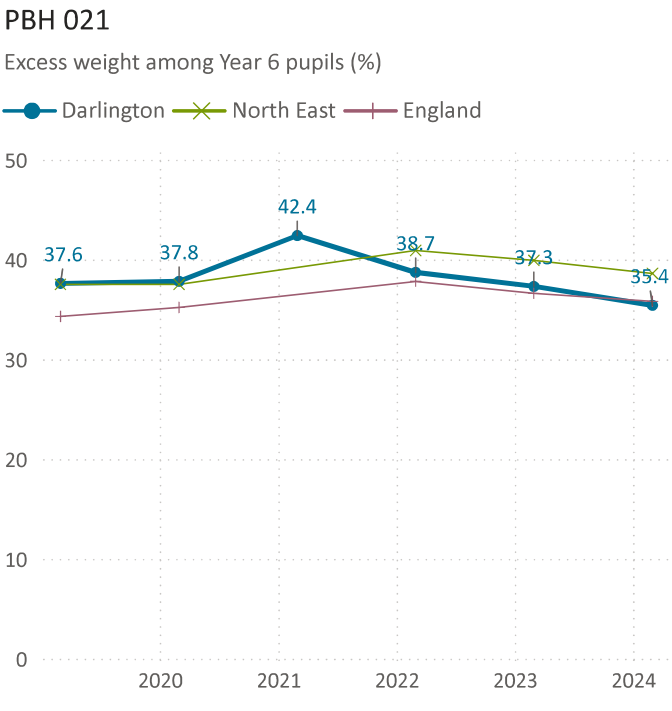
Lead Officer: Lorraine Hughes: Director of Public Health

Service Area: Public Health

Excess weight among Year 6 pupils (%)

The latest data from 2023/24 shows that 35.4% of Year 6 children aged 10-11 years who were measured were found to be overweight or obese. There has reduced each year since 2021, with Darlington statistically better than the North East and statistically similar to England.

The Darlington Childhood Healthy Weight Plan identified evidence-based interventions delivered with partners to address underlying causes of obesity in children and young people. Work includes activity with schools and local commercial food premises to develop a healthy catering standard for a healthy food offer.



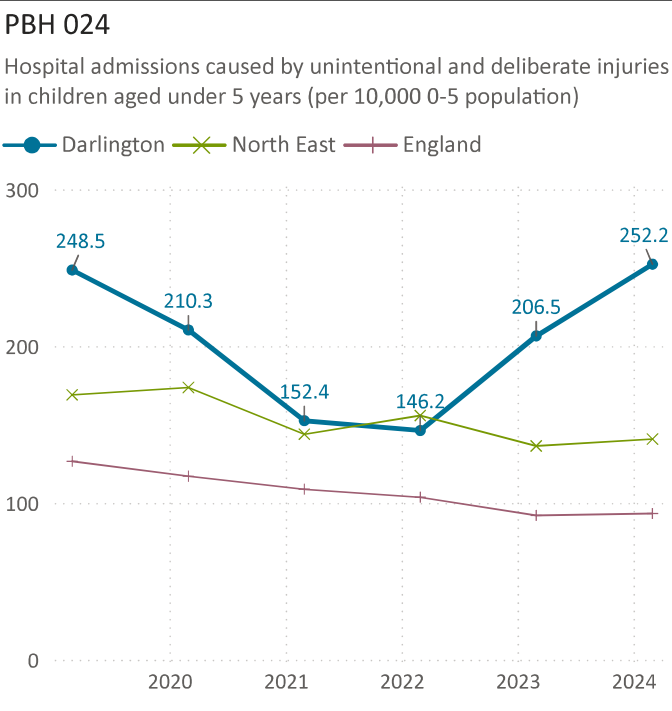
Lead Officer: Lorraine Hughes: Director of Public Health

Service Area: Public Health

Hospital admissions caused by unintentional and deliberate injuries in children aged under 5 years (per 10,000 0-5 population)

The latest data shows a significant increase in this rate to 252.2 per 10,000 population for emergency admissions for 0-4 years since 2022. Compared to our North East neighbours, Darlington is ranked the highest and is statistically worse than the North East and England rate.

The reasons for this increase in children's admissions are complex and requires system-wide action. Most are due to accidents. The Public health team is working with the hospital to understand some of these reasons. The Health Visiting team is informed of any child's hospital admission and proactively contact parents providing them with targeted information, guidance and support.



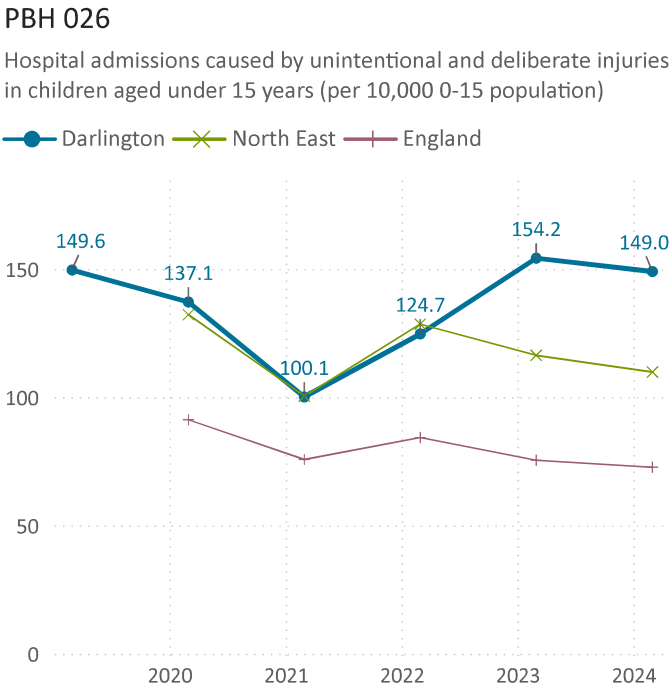
Lead Officer: Lorraine Hughes: Director of Public Health

Service Area: Public Health

Hospital admissions caused by unintentional and deliberate injuries in children aged under 15 years (per 10,000 0-15 population)

The latest data from 2023/24 shows that the rate for Darlington is 149 per 10,000 for emergency admissions for those aged 0-14 years. There is a reduction on last year with Darlington statistically worse than the North East and England.

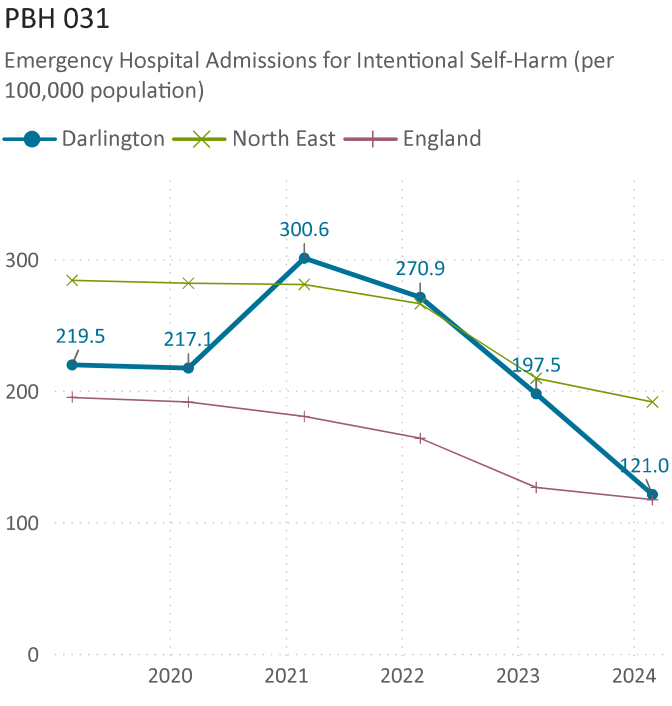
The causes of admissions are complex and requires a system wide approach. A large proportion are due to accidents. The Public Health team is working with the hospital to understand some of these reasons. The Health Visiting team is informed of any child’s hospital admission and proactively contact parents providing them with targeted information, guidance and support.



Emergency Hospital Admissions for Intentional Self-Harm (per 100,000 population)

The latest data for 2024, a rate of 121 per 100,000, which is statistically similar to England and is statistically better than the North East. This data also shows a decreasing trend for Darlington from 2021.

Self-harm is a complex and poorly understood act with varied reasons for a person to harm themselves, irrespective of the purpose of the act. There is a significant and persistent risk of future suicide following an episode of self-harm. This indicator is a measure of intentional self-harm events severe enough to warrant hospital admission and not a measure of the actual prevalence of severe self-harm.



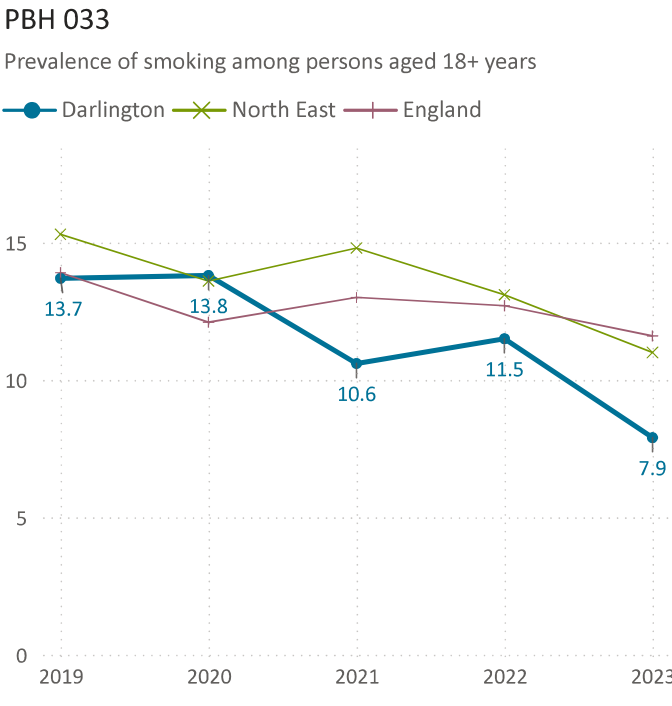
Lead Officer: Lorraine Hughes: Director of Public Health

Service Area: Public Health

Prevalence of smoking among persons aged 18+ years

This latest data from the 2023 Annual Population Survey (APS) shows that 7.9% of those who responded aged 18+ self-reported themselves as smokers in Darlington. This is the 3rd year with a reduction from a peak of 13.8% in 2020. Darlington is statistically better than the North East and England.

There is now an established downward trend with fewer people in Darlington identifying themselves as smokers. It is expected that this reduction will be sustained due to the impact of new and existing measures to reduce smoking in the community, including new legislation and extra funding to increase access to stop smoking interventions.



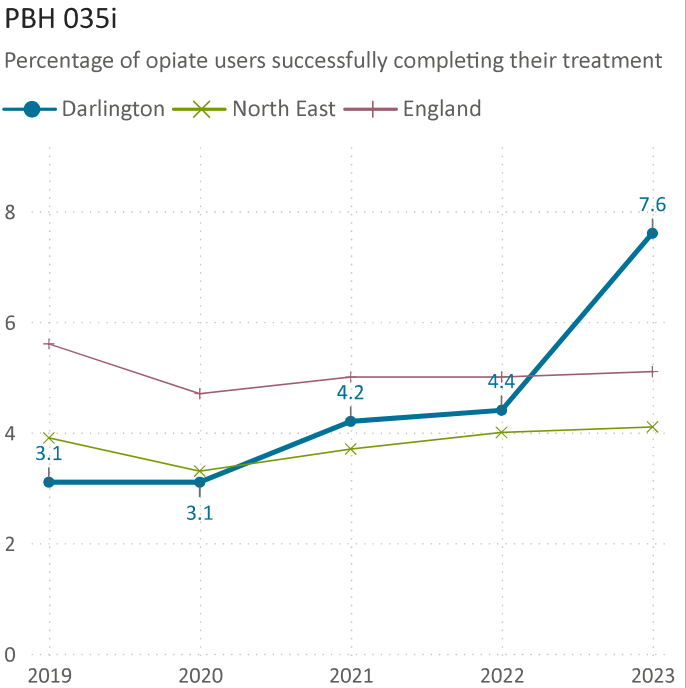
Lead Officer: Lorraine Hughes: Director of Public Health

Service Area: Public Health

Percentage of opiate users successfully completing their treatment

The latest data from 2023 shows that there is an increasing trend for the proportion of opiate users who are successfully completing structured drug treatment. This has now increased for two years to 7.6% of opiate users for Darlington from a low of 3.1% in 2020. Darlington is now statistically better than the North East and England.

This rise reflects the increased investment in substance misuse treatment services, which has enabled increased access to better quality treatment. This has increased the numbers in treatment and more positive outcomes. Our local services continue to improve evidence-based interventions, which is effective meets the needs of service users.



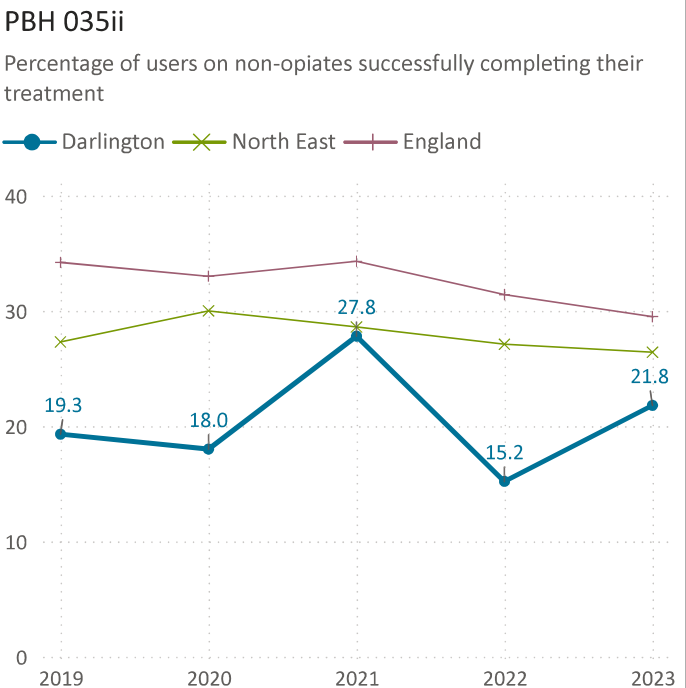
Lead Officer: Lorraine Hughes: Director of Public Health

Service Area: Public Health

Percentage of users on non-opiates successfully completing their treatment

The latest data from 2023 shows an increase of non-opiate drug users completing treatment, with 21.8% successfully completing structured drug treatment compared to 15.2% in the previous year. Darlington is statistically similar to the North East and statistically worse than England.

This rise reflects the increased investment in substance misuse treatment services, which has enabled increased access to better quality treatment. This has increased the numbers in treatment and more positive outcomes. Our local services continue to improve evidence-based interventions, which is effective meets the needs of service users.



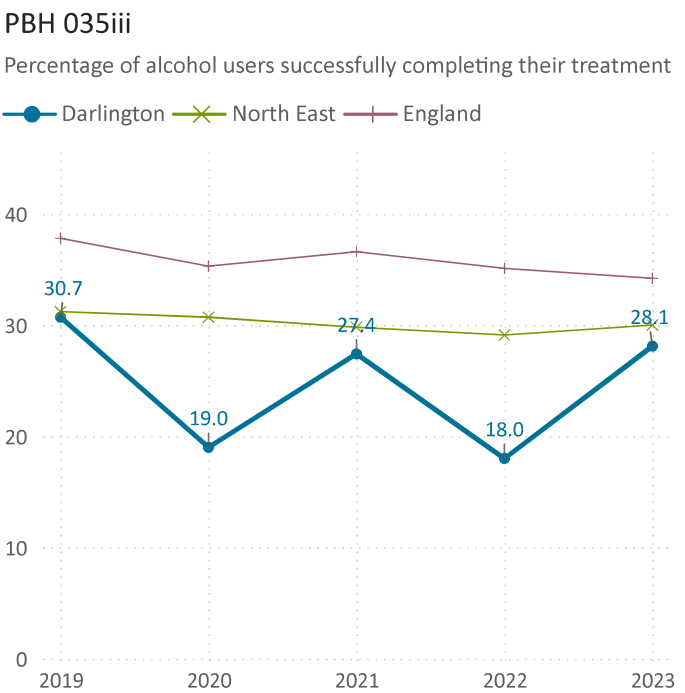
Lead Officer: Lorraine Hughes: Director of Public Health

Service Area: Public Health

Percentage of alcohol users successfully completing their treatment

The latest data shows an improvement compared with the last report, with 28.1% of alcohol users successfully completing structured treatment in Darlington, which is statistically similar to the North East but remains worse than England.

There has been a growth in demand for alcohol treatment services in Darlington. There has also been an increase in the levels of dependency in people presenting for treatment. This improvement in outcomes reflects the success of the service in meeting demand and providing quality service. There is a wider multi-agency action to respond and mitigate the wider impacts of alcohol in our communities.



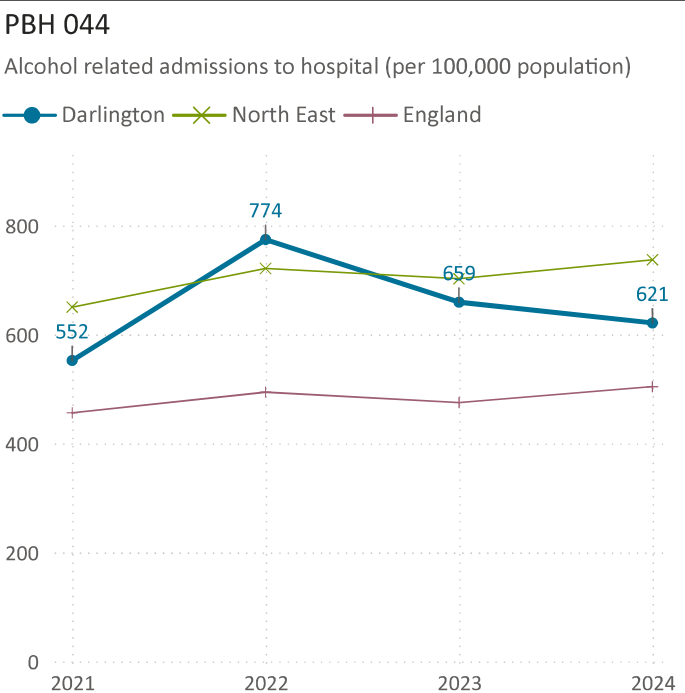
Lead Officer: Lorraine Hughes: Director of Public Health

Service Area: Public Health

Alcohol related admissions to hospital (per 100,000 population)

The latest data for 2023/24 shows the rate of alcohol related admissions was 621 per 100,000. This has reduced from the previous data. with Darlington statistically better than the North East and statistically worse than England.

This indicator represents the burden of disease from alcohol consumption in Darlington which has accumulated over many years. The council commissions treatment services and is working engaged with partners across the system to develop and implement strategies to reduce alcohol consumption and harms from alcohol to contribute to reducing alcohol admissions in the longer term.



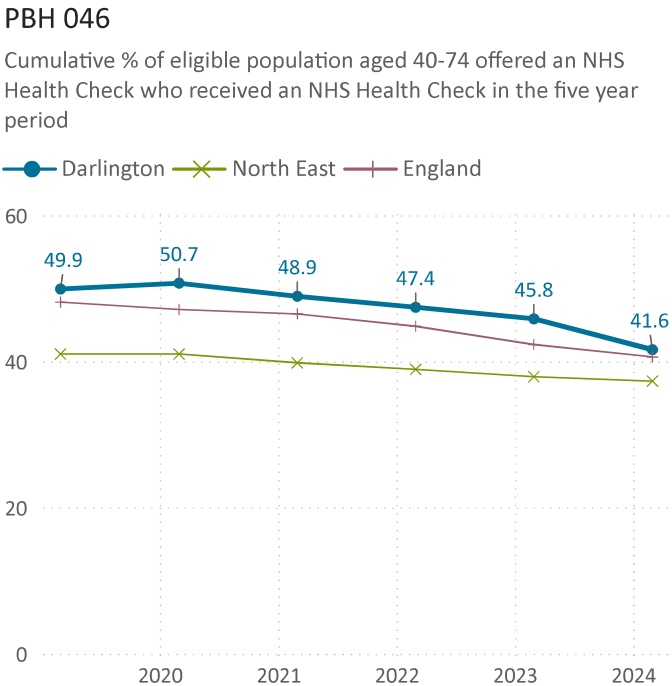
Lead Officer: Lorraine Hughes: Director of Public Health

Service Area: Public Health

Cumulative % of eligible population aged 40-74 offered an NHS Health Check who received an NHS Health Check in the five year period

The latest data shows that 41.6% of those in Darlington who are eligible for an NHS Health Check who have been offered a check are successfully receiving the check. This has reduced in line with England and the North East since the peak in 2020 however Darlington is statistically better than England and the North East.

The authority commissions the GP federation to support individual GP practices to identify offer a health check to all those who are eligible and maximise the proportion who go onto receive a NHS Health Check as set out in the national guidance.



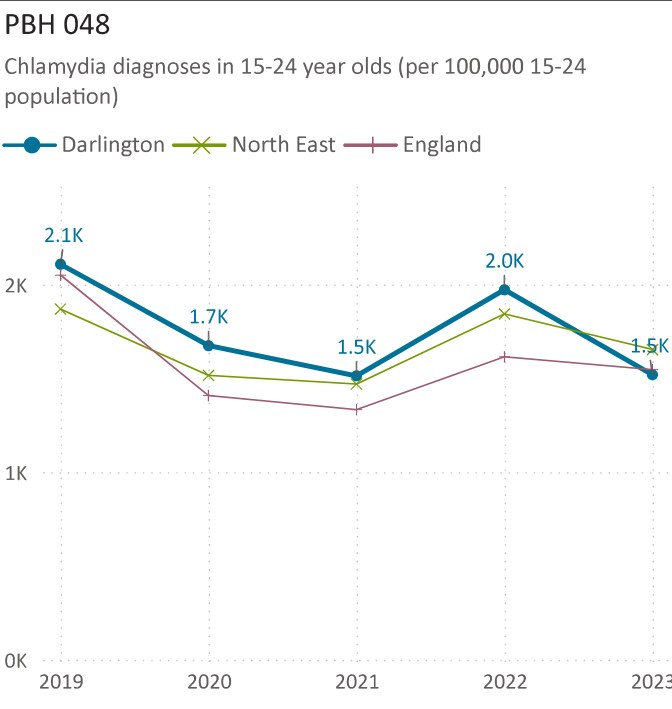
Lead Officer: Lorraine Hughes: Director of Public Health

Service Area: Public Health

Chlamydia diagnoses in 15-24 year olds (per 100,000 15-24 population)

The latest data is 2023, which shows a diagnosis rate of 1,519 per 100,000. This is lower than the North East and England. An increased detection rate is indicative of increased control activity. It is not a measure of disease in the community.

The council commissions a specialist Sexual Health Service which has been working to improve uptake of screening by targeting younger people under 25 yrs, including access to online testing for over 16 years. This has increased the number of people getting tests. The School Nursing team works with schools to ensure Chlamydia screening is promoted appropriately within the curriculum.



Lead Officer: Lorraine Hughes: Director of Public Health

Service Area: Public Health

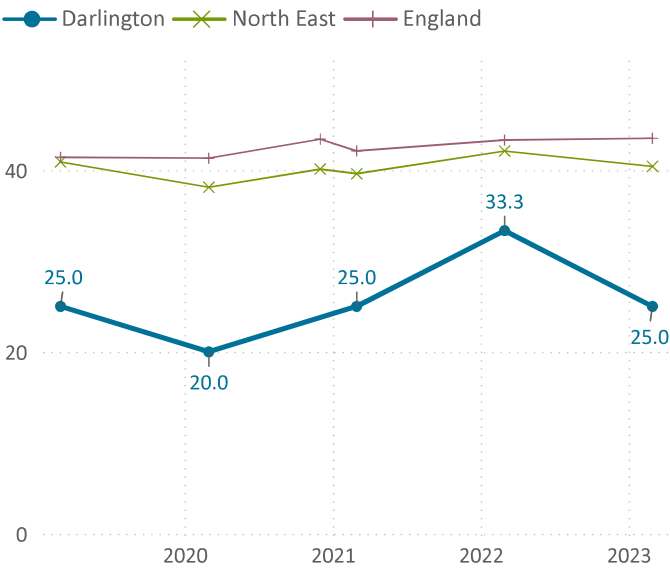
People presenting with HIV at a late stage of infection (percentage of all those presenting with HIV)

Due to the small number of people who are diagnosed with HIV, this data is cumulative from 2021-23. 25% of adults diagnosed with HIV were diagnosed at a late stage. Late diagnosis impacts treatment options and results in poorer outcomes. Compared to North East neighbours, Darlington is statistically similar to the North East and England against the benchmarked goal of <25%.

The Sexual Health Service offers all new patients an HIV risk assessment. They also work with at risk groups to promote early testing and are providing easier routes to access HIV testing through postal testing kits. Partners also work together to reduce HIV stigma to encourage more uptake of testing.

PBH 050

People presenting with HIV at a late stage of infection (percentage of all those presenting with HIV)



Lead Officer: Lorraine Hughes: Director of Public Health

Service Area: Public Health

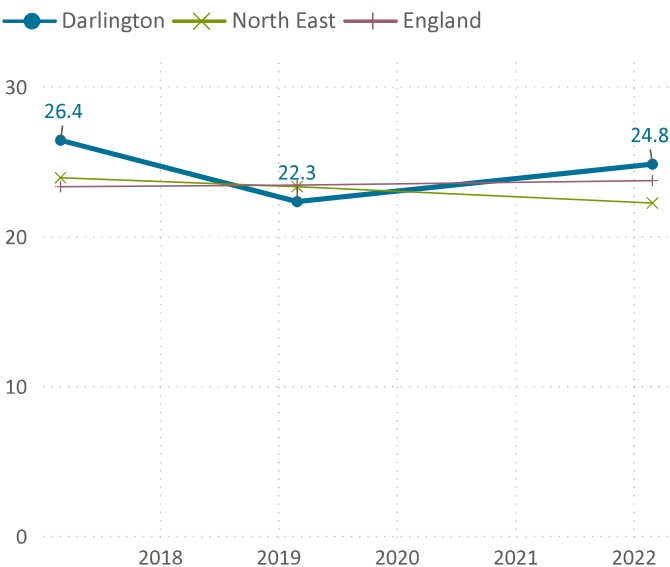
Percentage of 5 year olds with experience of visually obvious dental decay

The latest data shows that the percentage of Darlington 5-year-olds with experience of visually obvious dental decay has increased to 24.8%. This is statistically similar to both England and the North East.

Tooth decay in children is a preventable cause of avoidable pain and illness in children. and the most common cause of hospital admissions for 5 to 9 year olds, and a significant contribution to school absences. Actions include reducing sugar and fizzy drinks in settings such as schools and working with families on healthy weaning for babies and the provision of a supervised toothbrushing scheme in nurseries and reception classes to improve toothbrushing in children.

PBH 054

Percentage of 5 year olds with experience of visually obvious dental decay



Lead Officer: Lorraine Hughes: Director of Public Health

Service Area: Public Health

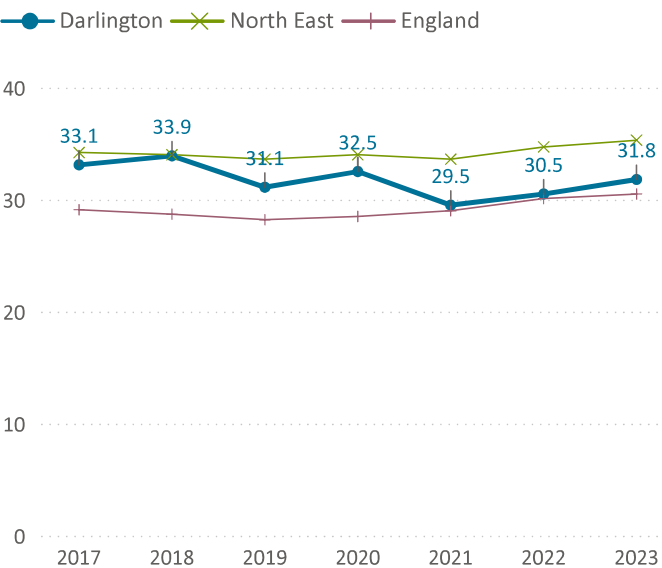
Under 75 mortality rate from cardiovascular diseases considered preventable (per 100,000 population)

The latest data from 2023 indicates that the under 75 mortality rate for preventable cardiovascular diseases in Darlington is 31.8 per 100,000 individuals. This is statistically similar to the England and North East averages. Darlington shows a similar upward trend as England and the North East.

Preventable mortality is that deaths are considered preventable if these could mainly be avoided through effective public health and primary prevention interventions. This reinforces the need to continue to work to reduce avoidable deaths through public health policy and interventions at all levels and emphasises that prevention of circulatory disease is just as important as treatment.

PBH 056

Under 75 mortality rate from cardiovascular diseases considered preventable (per 100,000 population)



Lead Officer: Lorraine Hughes: Director of Public Health

Service Area: Public Health

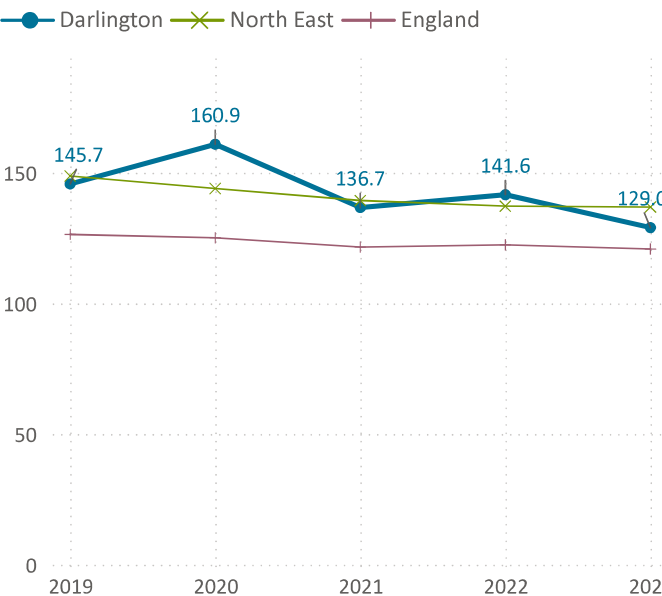
Under 75 mortality rate from cancer (per 100,000 population)

The latest data for 2023, shows that the rate of under 75 mortality from cancer in Darlington has reduced and is 129 per 100,000. Darlington is statistically similar to England and the North East.

Cancer is the highest cause of death in England in under 75s. To ensure that there continues to be a reduction in the rate of premature mortality from cancer, the public health team supports a range of partners in their work to contribute to preventing and reducing early deaths from cancer. This includes providing support to smokers in quitting smoking and supporting the NHS in supporting better uptake of screening and treatment to maximise the number of those who survive a diagnosis of cancer.

PBH 058

Under 75 mortality rate from cancer (per 100,000 population)



Lead Officer: Lorraine Hughes: Director of Public Health

Service Area: Public Health

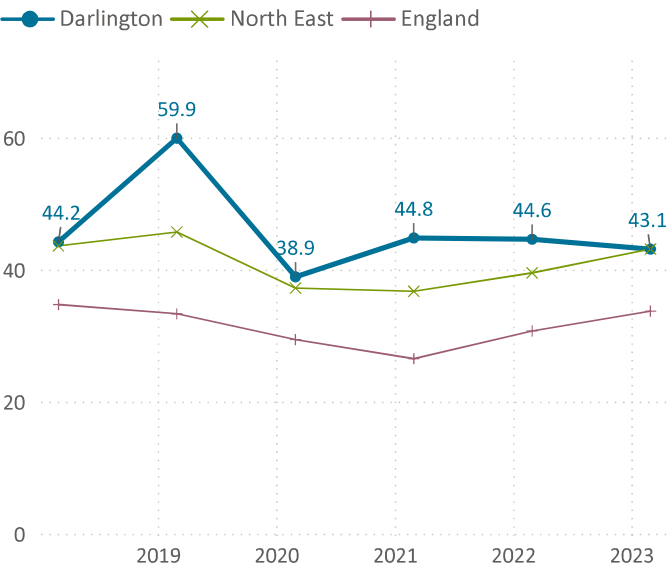
Under 75 mortality rate from respiratory disease (per 100,000 population)

The latest data (for 2022/23) shows that Darlington has a rate of 43.1 per 100,000 of deaths from respiratory diseases in people aged under 75. This is statistically similar to the North East and England.

The Public Health team commissions a range of prevention interventions, including a Stop Smoking Service which supports individuals to quit, which improves their respiratory health and reduces the effects of second-hand smoke, and interventions for children and young people which highlight the harms from tobacco. Environmental Health also monitors air quality, including an annual action plan to improve air quality.

PBH 060

Under 75 mortality rate from respiratory disease (per 100,000 population)



Lead Officer: Lorraine Hughes: Director of Public Health

Service Area: Public Health